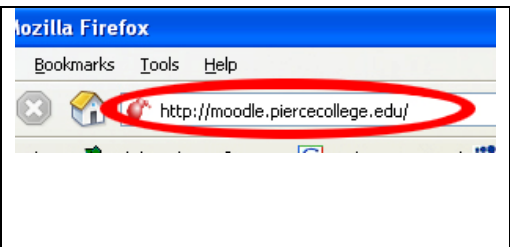


Title III

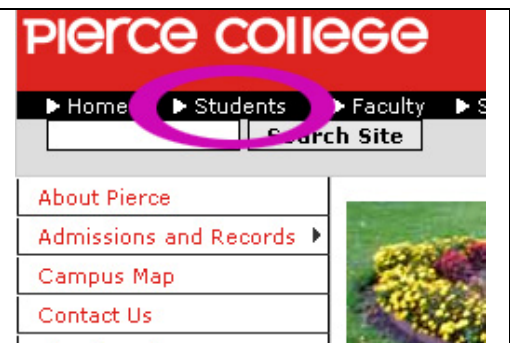
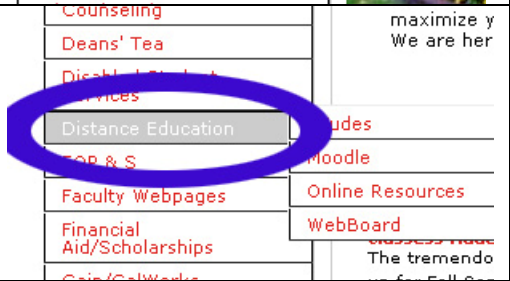
Part I: Accessing Your Class

1.1 Accessing Moodle

To access Moodle from any internet browser:

1	TYPE http://moodle.piercecollege.edu/ in the address bar of any internet browser on any PC, including Firefox, Internet Explorer on Windows, or Safari on a Mac.	
---	--	--

To access Moodle from www.piercecollege.edu:

2	CLICK the “Students” link (located at the top of the Pierce College web page. It’s the second link from the left)	
3	SCROLL DOWN to the “Distance Education” link (located about halfway down the red links on the left side of the page). * * DO NOT CLICK on this link. Just put your cursor over the words “Distance Education” to display additional links.	
4	CLICK the word “Moodle.”	